



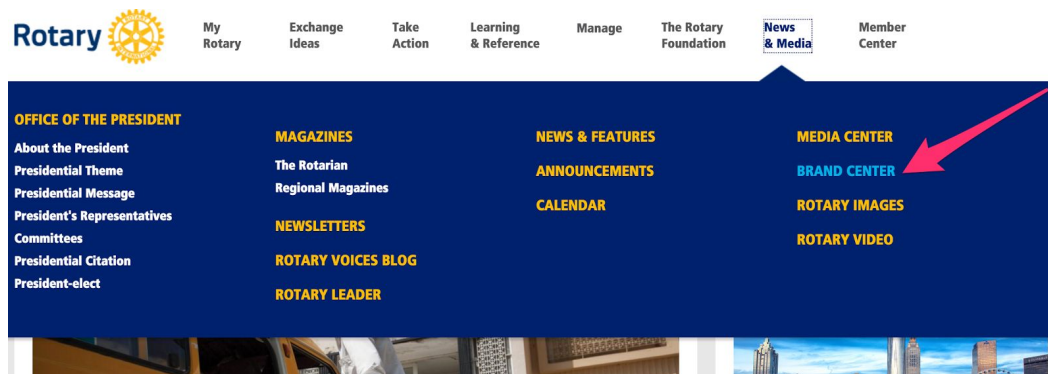
DISTRICT 5020'S GUIDE TO CREATING YOUR ROTARY CLUB LOGO

Do you want your own club logo like this?




It is really easy to create and will enhance all your club's promotional material. Follow these steps to get your own personalised Rotary logo:

1. Sign into <https://www.rotary.org/myrotary/en>
2. Go to News & Media and then click brand center




3. Once you are on the brand center page, scroll down the page and click on the learn more button in the logos section



GUIDELINES

Apply our messaging and visual guidelines to your communications to tell Rotary's story in a consistent and engaging way.


[LEARN MORE](#)



LOGOS

Download high-resolution logos and Rotary graphics.

[LEARN MORE](#)




MATERIALS

Use our editable templates and customizable materials to promote your club or project.

[LEARN MORE](#)

4. Click the view button in the template sections


LOGOS



ROTARY LOGOS

Incorporate Rotary's logo into your club or district communications.


[VIEW](#)



TEMPLATE

Create your own club, district, or program logo.

[VIEW](#)



PROGRAM LOGOS

Use logos and graphics to promote Rotary's programs, including Rotaract and Interact.


[VIEW](#)

5. On the next page, click the create button

Brand Center | Create Your Own

TEMPLATE

[Back to results >](#)



DESCRIPTION


Create your own club, district, or program logo.

Last Updated 01/07/2015


Keywords [Asset Type](#), [Logos](#), [Logo Types](#), [Rotary Logos](#)

[CREATE](#)

6. In the template screen add your club's name in the spaces provided and remove any additional text not needed

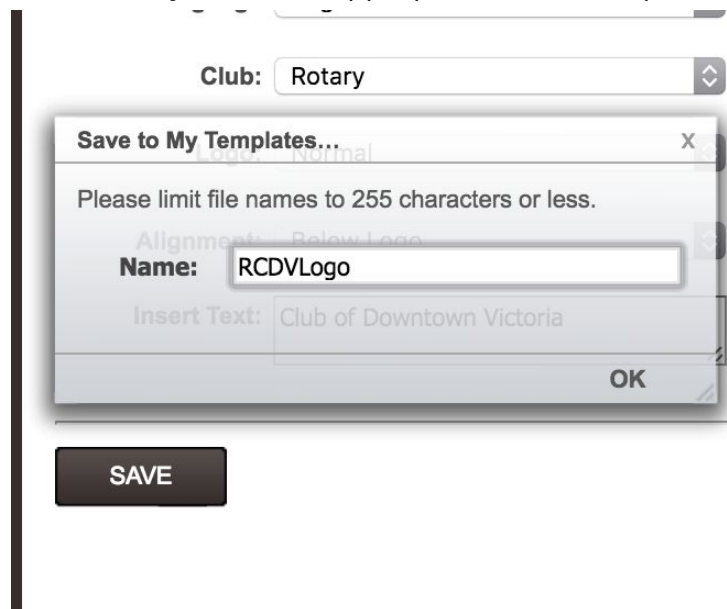


7. As you make your changes, the image will change to match the text you are adding. You can see the example I made



8. Click the save button

9. Give your file an appropriate and descriptive name and click the ok button



10. The next screen will give you the option of downloading your new image as a pdf, jpeg or png (the png file will be transparent which means it will have no background so will fit on coloured backgrounds with no white parts). Just click download and follow any instructions that appear. The file will then automatically download to your computer.

11. Now you have a beautiful new themed Rotary logo with your club name that you can use in all future club promotional material!

If you have any questions, feel free to email your District PI Chair Katie Coard at katiecoardrotary@gmail.com.